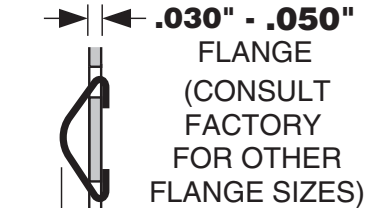
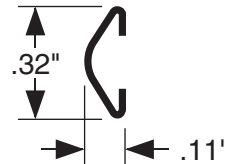
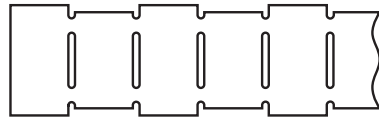


FINISH CODES

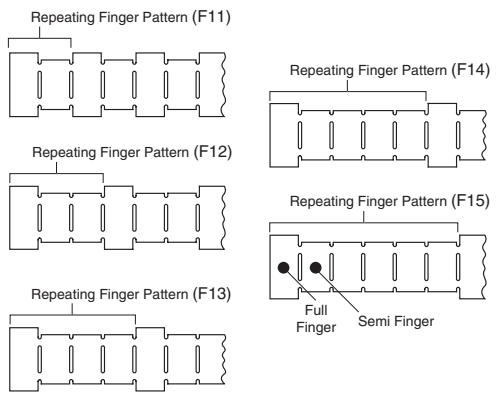
FILL IN SHADED AREAS TO COMPLETE THE PART DESCRIPTION

← .187" PITCH
← .169" FINGER

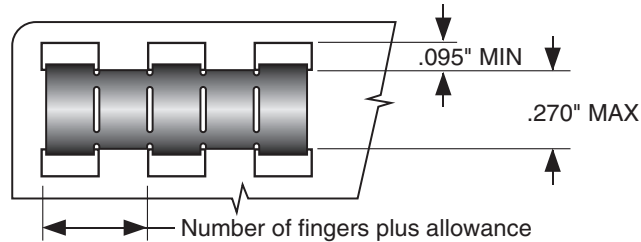


← **.07"** (APPROXIMATE FREE HEIGHT WHEN INSTALLED WITH .270" SLOT SPACING ON .040" FLANGE)

SELECT FINGER PATTERN DESIRED



UP TO 18.0" LONG
SEE NOTE ³
REPEATING FINGER PATTERN F11 SHOWN



TECH-ETCH MANUFACTURING PART NUMBER

187V32F	-	-
(PROFILE)	(LENGTH)	(FINISH)
CHOOSE STANDARD THICKNESS OR "TF" THICKNESS		
LENGTH CALCULATOR FOR PART NUMBER ABOVE		
CLICK HERE FOR STOCK LENGTH, OR ENTER NUMBER OF FINGERS HERE:		

NOTES:

1. MATERIAL ~~Al-10%Ni~~ ^{Al-10%Ni} BeCu, C17200 HARDENED.
2. FINISH: AS SPECIFIED - SEE TOP LEFT.
3. STRIPS MAY BE SUPPLIED CUT TO ANY FULL FINGER INCREMENT. ALLOWED LENGTHS = NUMBER OF FINGERS MINUS SLOT WIDTH.
4. UNLESS OTHERWISE SPECIFIED DIMENSIONS ARE IN INCHES.

UNLESS OTHERWISE SPECIFIED ALL TOLERANCES TO BE: .XX ±.02 .XXX ±.005 .X ±.005/in.	Tech-Etch 45 Aldrin Road, Plymouth, MA 02360 TEL 508-747-0300 • FAX 508-746-9639 sales@tech-etch.com • www.tech-etch.com
SCALE: 180%	CATALOG PROFILE: 187V32F
DATE: 10/31/03	PART NAME: Snap-on Symmetrical Slot Mounting
CUSTOMER PART NUMBER:	