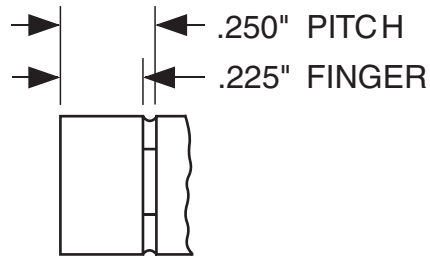
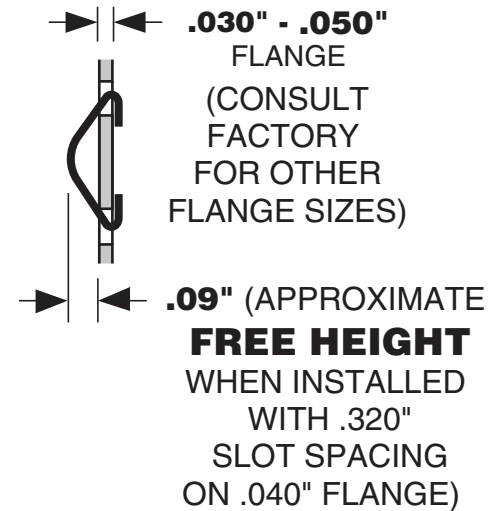
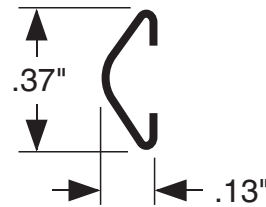


FINISH CODES

FILL IN SHADED AREAS TO COMPLETE THE PART DESCRIPTION



SEE NOTE ³
LENGTHS UP TO 4 FINGERS



TECH-ETCH MANUFACTURING PART NUMBER

250S37	-	-
(PROFILE)	-	(FINISH)
LENGTH CALCULATOR FOR PART NUMBER ABOVE		
CLICK HERE FOR STOCK LENGTH, OR ENTER NUMBER OF FINGERS HERE:		

NOTES:

1. MATERIAL ~~Al-Cu~~ ^{Al-Cu} BeCu, C17200 HARDENED.
2. FINISH: AS SPECIFIED - SEE TOP LEFT.
- ³ STRIPS MAY BE SUPPLIED CUT TO ANY FULL FINGER INCREMENT.
ALLOWED LENGTHS = NUMBER OF FINGERS MINUS SLOT WIDTH.
4. UNLESS OTHERWISE SPECIFIED DIMENSIONS ARE IN INCHES.

UNLESS OTHERWISE SPECIFIED ALL TOLERANCES TO BE: .XX ±.02 .XXX ±.005 .X ±.005/in.	Tech-Etch 45 Aldrin Road, Plymouth, MA 02360 TEL 508-747-0300 • FAX 508-746-9639 sales@tech-etch.com • www.tech-etch.com
SCALE: 200%	CATALOG PROFILE: 250S37
DATE: 5/1/03	PART NAME: Snap-on Symmetrical Slot/Edge Mount
CUSTOMER PART NUMBER:	