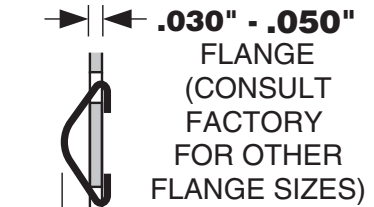
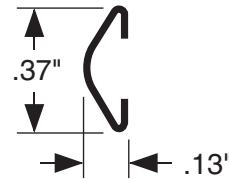
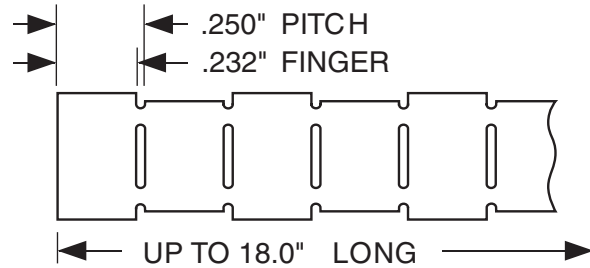


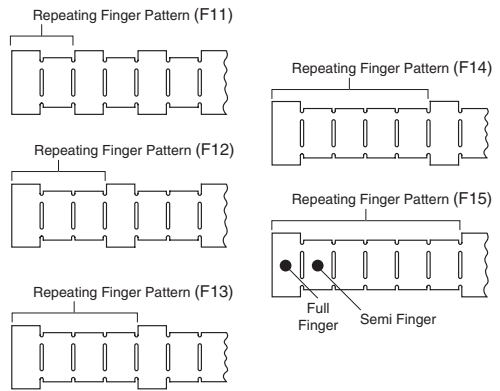
FINISH CODES

FILL IN SHADED AREAS TO COMPLETE THE PART DESCRIPTION

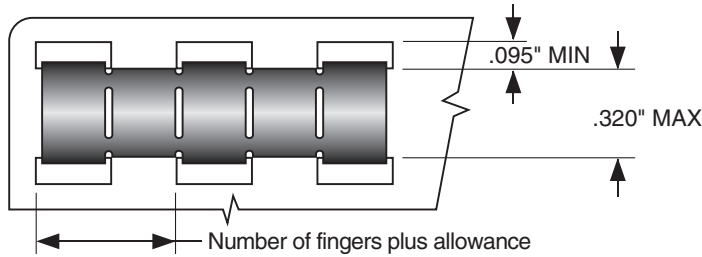


.09" (APPROXIMATE FREE HEIGHT WHEN INSTALLED WITH .320" SLOT SPACING ON .040" FLANGE)

SELECT FINGER PATTERN DESIRED



SEE NOTE $\triangle 3$
 REPEATING FINGER PATTERN F11 SHOWN



TECH-ETCH MANUFACTURING PART NUMBER

250V37F - -
 (PROFILE) - (LENGTH) - (FINISH)

LENGTH CALCULATOR FOR PART NUMBER ABOVE

CLICK HERE FOR STOCK LENGTH,
 OR ENTER NUMBER OF FINGERS HERE:

NOTES:

- MATERIAL ~~Al-Cu~~ ^{Al-Cu} BeCu, C17200 HARDENED.
- FINISH: AS SPECIFIED - SEE TOP LEFT.
- $\triangle 3$ STRIPS MAY BE SUPPLIED CUT TO ANY FULL FINGER INCREMENT. ALLOWED LENGTHS = NUMBER OF FINGERS MINUS SLOT WIDTH.
- UNLESS OTHERWISE SPECIFIED DIMENSIONS ARE IN INCHES.

UNLESS OTHERWISE SPECIFIED ALL TOLERANCES TO BE:

- .XX \pm .02
- .XXX \pm .005
- .X \pm .005/in.

Tech-Etch

45 Aldrin Road, Plymouth, MA 02360
 TEL 508-747-0300 • FAX 508-746-9639
 sales@tech-etch.com • www.tech-etch.com

SCALE: 180%

CATALOG PROFILE: 250V37F

DATE: 10/31/03

PART NAME: Snap-on Symmetrical Slot Mounting

CUSTOMER PART NUMBER: